



Brazos Star Credit Union

The Brighter place to bank

Thursday, April 22, 2021 @ 3:00 p.m.

► Welcome
to the *Virtual*
Brazos Star Credit Union
Annual Meeting



2021 *Agenda*

- ▶ Call to order
- ▶ Ascertain a quorum
- ▶ Reading of the minutes
- ▶ Chairwoman's Report
- ▶ President's Report
- ▶ Audit and Treasurer's Report
- ▶ Unfinished Business
- ▶ New Business
- ▶ Nominating Committee Report
- ▶ Announcements
- ▶ Adjournment



Call to Order

Ms. Patricia A. Buck, Board Chairwoman





Ascertainment of a quorum

Ms. Patricia A. Buck, Board Chairwoman



Reading and approval of the 2020 Meeting Minutes

A motion may be made to dispense with the reading of the minutes



Chairwoman's Report to the Membership

Ms. Patricia A. Buck, Chairwoman



Meet our extraordinary volunteer Board of Directors

▶ Patricia Buck – Board Chairwoman	Term Expires	2022
▶ Jubal Hancock – Vice Chairman	Term Expires	2023
▶ Linda Jeffress – Secretary of the Board	Term Expires	2021
▶ Ron Weiman – Treasurer	Term Expires	2022
▶ Ted Peabody, Jr. – Assistant Treasurer	Term Expires	2022
▶ Fred Bingaman – Member-at-Large	Term Expires	2023
▶ Johnny Stimson – Member-at-Large	Term Expires	2021

President's Report

Mary Beth Borroni, President/CEO



Our credit union staff

- ▶ Mary Beth Borroni, President/CEO
- ▶ Penny Kornegay, Office Manager
- ▶ Morgan Leopold, Lead MSR
- ▶ Gabby Moncibaiz, MSR
- ▶ Kasey Goodson, MSR
- ▶ Graham Sweatt, MSR



Audit and Treasurer's Report

Mr. Ron Weiman, Treasurer



Credit Union Performance

Brazos Star Credit Union has maintained a constant deposit base, with an increase in shares by 9.28% in 2020. Total loans increased by 4.93%, but total membership dipped slightly by 0.37%. Total investments increased by 12.24%

Overall, assets increased in the last four years and undivided earnings, commonly called retained earnings of the credit union continue to rise, indicating positive earnings of the credit union.

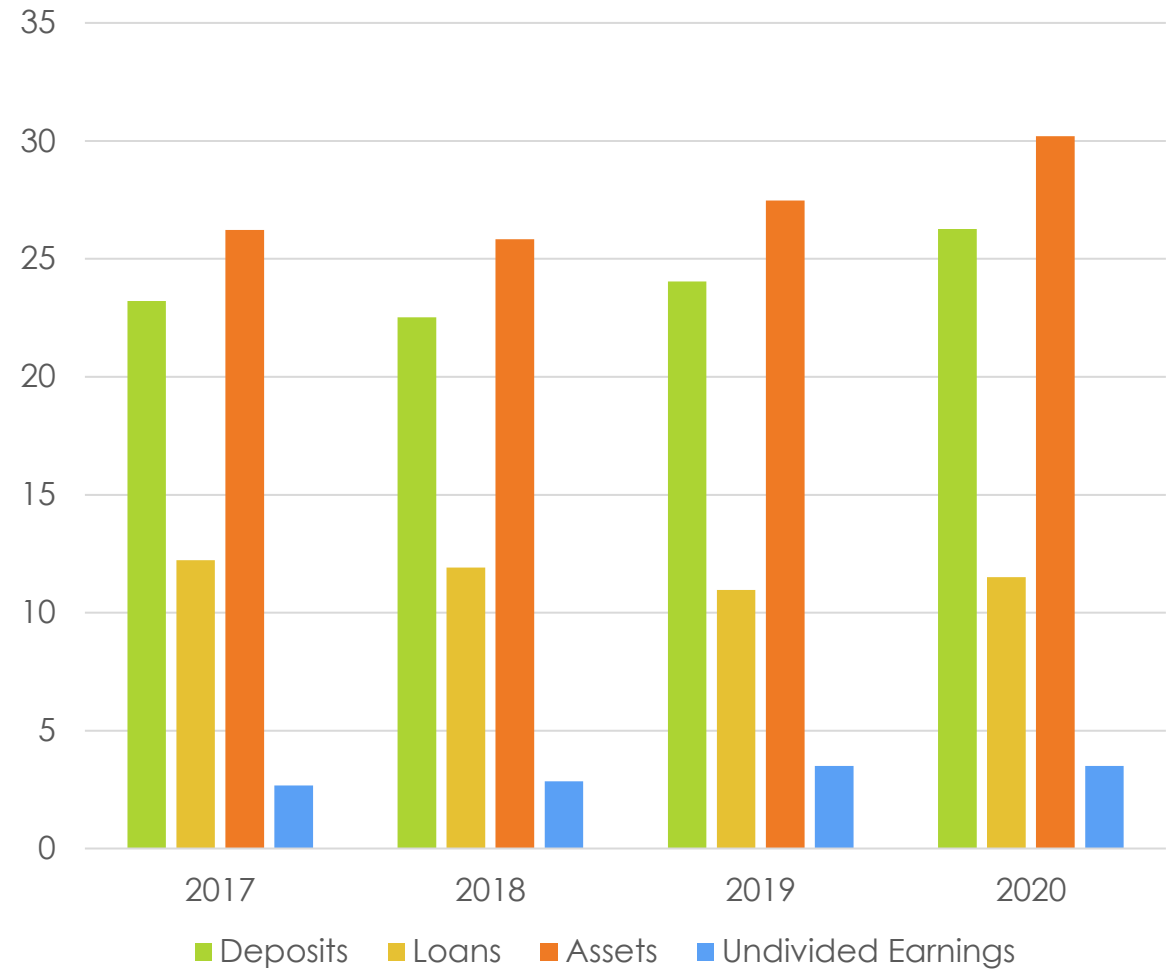
At the end of 2020, the credit union's asset size was \$ 30,204,972

Loans to members totaled \$ 11,508,970.37.

Member shares and deposits were \$ 26,266,919

Total Member's Equity was \$ 3,772,893.00

Growth by year



Statement of Financial Condition, Page 1

Comparative 2020-2019, Unaudited

Assets	2020	2019
Loans	11,508,970	10,968,167
Cash	411,878	396,121
Investments	17,091,794	15,227,956
Land/Building	881,677	894,532
Fixed and Other Assets	363,301	338,232
Less: Allowance for Loan Losses	(52,648)	(78,630)
Total Assets	30,204,972	27,746,378

Statement of Financial Condition, Page 2

Liabilities and Member's Equity 2020-2019, Unaudited

Liabilities and Member Equity	2020	2019
Accounts Payable	146,536	196,328
All Other Liabilities	18,624	14,681
Member's Share Accounts	15,011,184	13,883,211
Member's Share Certificates	5,733,390	5,802,232
Member's Share Draft Accounts	5,518,293	4,346,482
Member's Club Accounts	4,052	4,076
Regular/Statutory Reserves	271,601	271,601
Undivided Earnings	3,501,292	3,227,766
Total Member's Equity	3,772,893	3,499,366
Total Liabilities & Equity	30,204,972	27,746,378

Statement of Income and Expenses

Income	2020	2019
Interest Income from Loans	558,871	584,464
Interest Income from Investments	273,161	315,122
Total Interest Income	832,032	899,556
Total Operating Income	225,288	168,481
Total All Income	1,057,320	1,068,037
Interest Expense and Cost of Funds	110,851	148,252
Operating Expenses	672,943	552,423
Total All Expenses	783,794	700,675
Net Income	273,526	367,362

Distribution of Net Income



	2020	2019
Dividends on shares	110,851	148,252
To Undivided Earnings	273,526	367,360



The Brighter Place to Bank

Unfinished and New Business

Ms. Patricia A. Buck, Chairwoman



Report of the Nominating Committee

**Mr. Jubal Hancock,
Nominating Committee Chair**






Announcements and Adjournment

Prize Drawings to registered members

Next year's Annual Meeting will be on Thursday, April 21, 2022

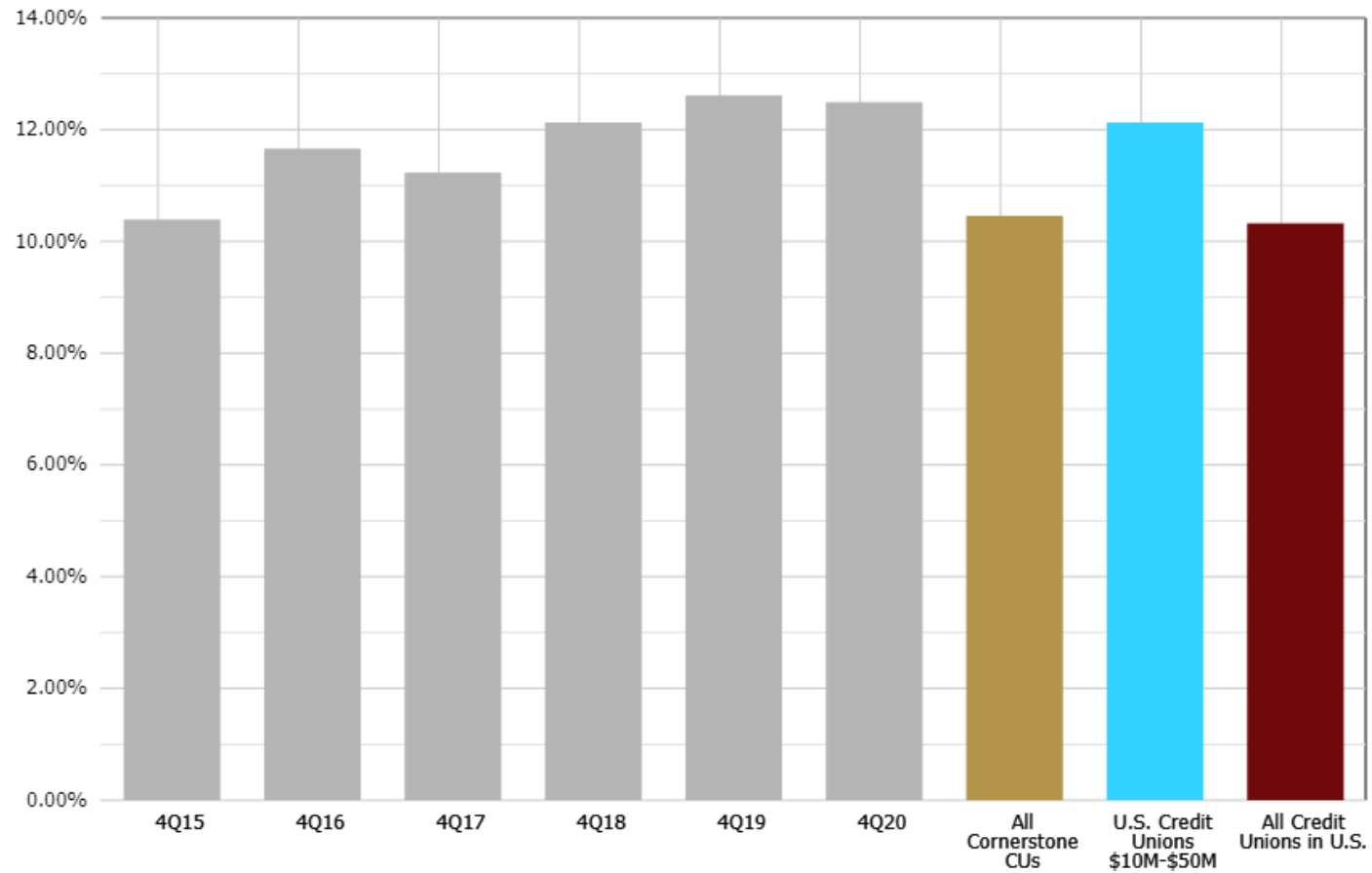
Thank you!



The ratios on the accompanying slides are derived from NCUA Call Report data sourced from Callahan & Associates.



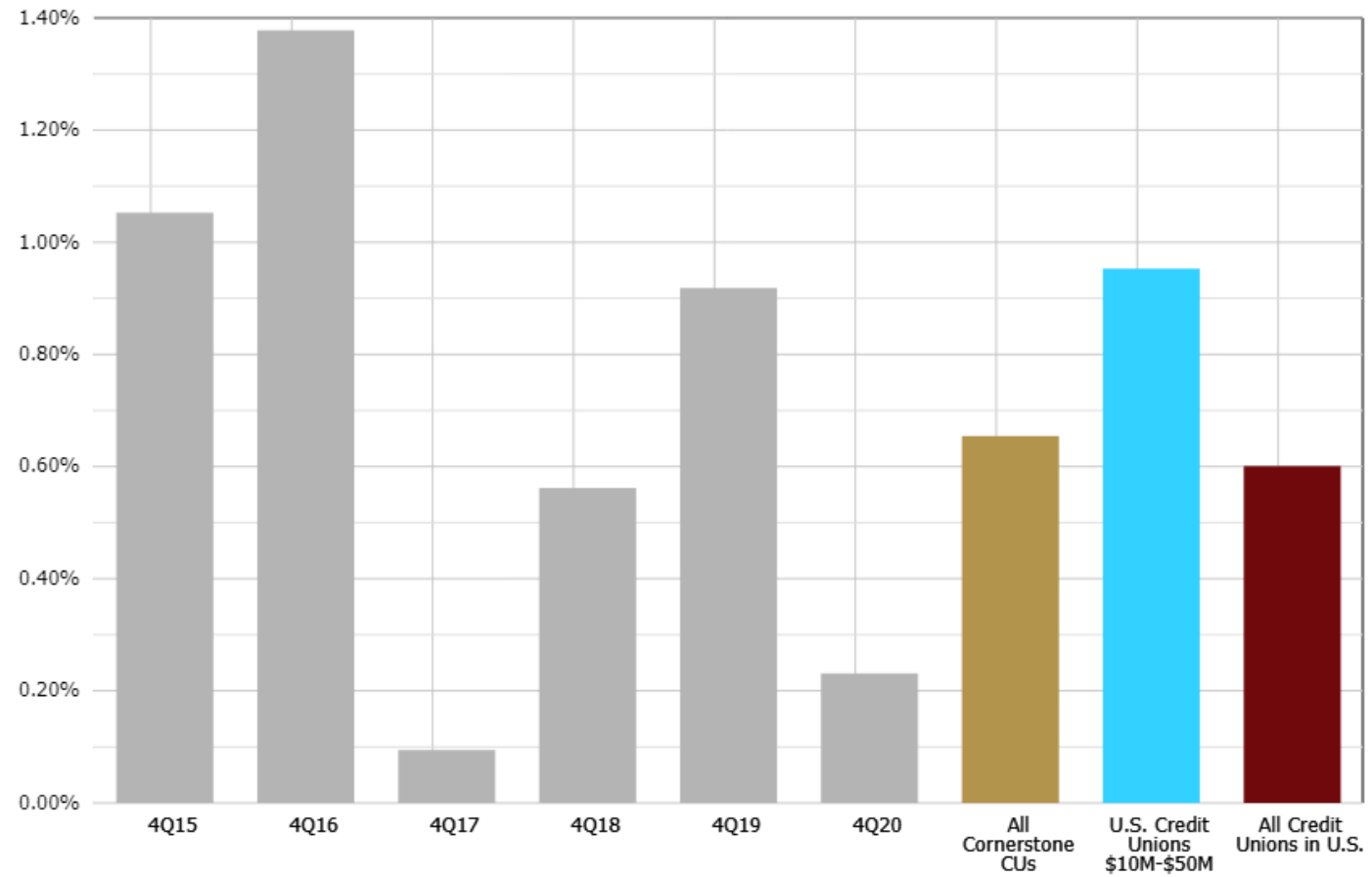
Net Worth/TA - Brazos Star (Dec. 31, 2020)



Source: Callahan & Associates



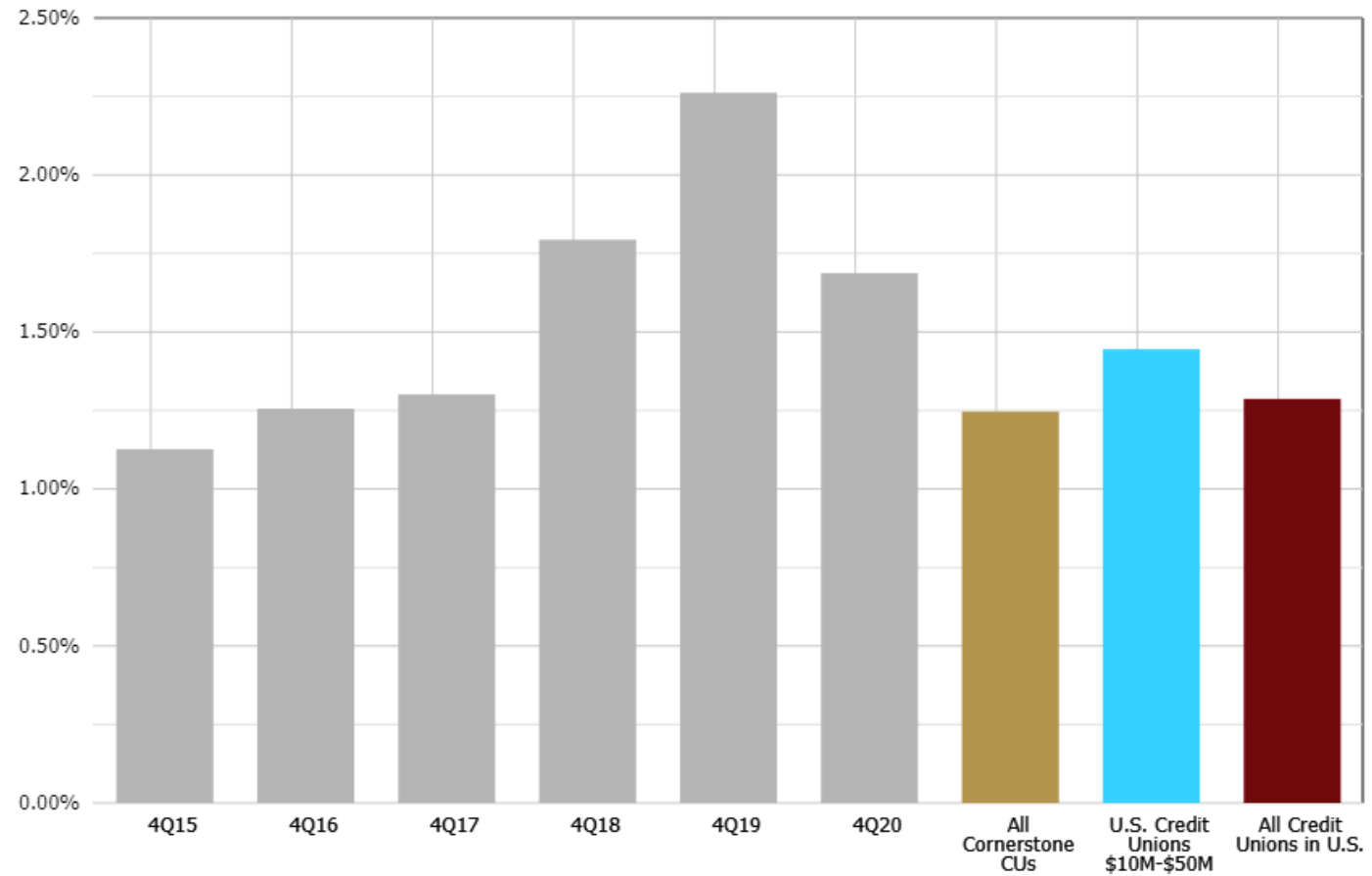
Delinquency/Total Loans - Brazos Star (Dec. 31, 2020)



Source: Callahan & Associates



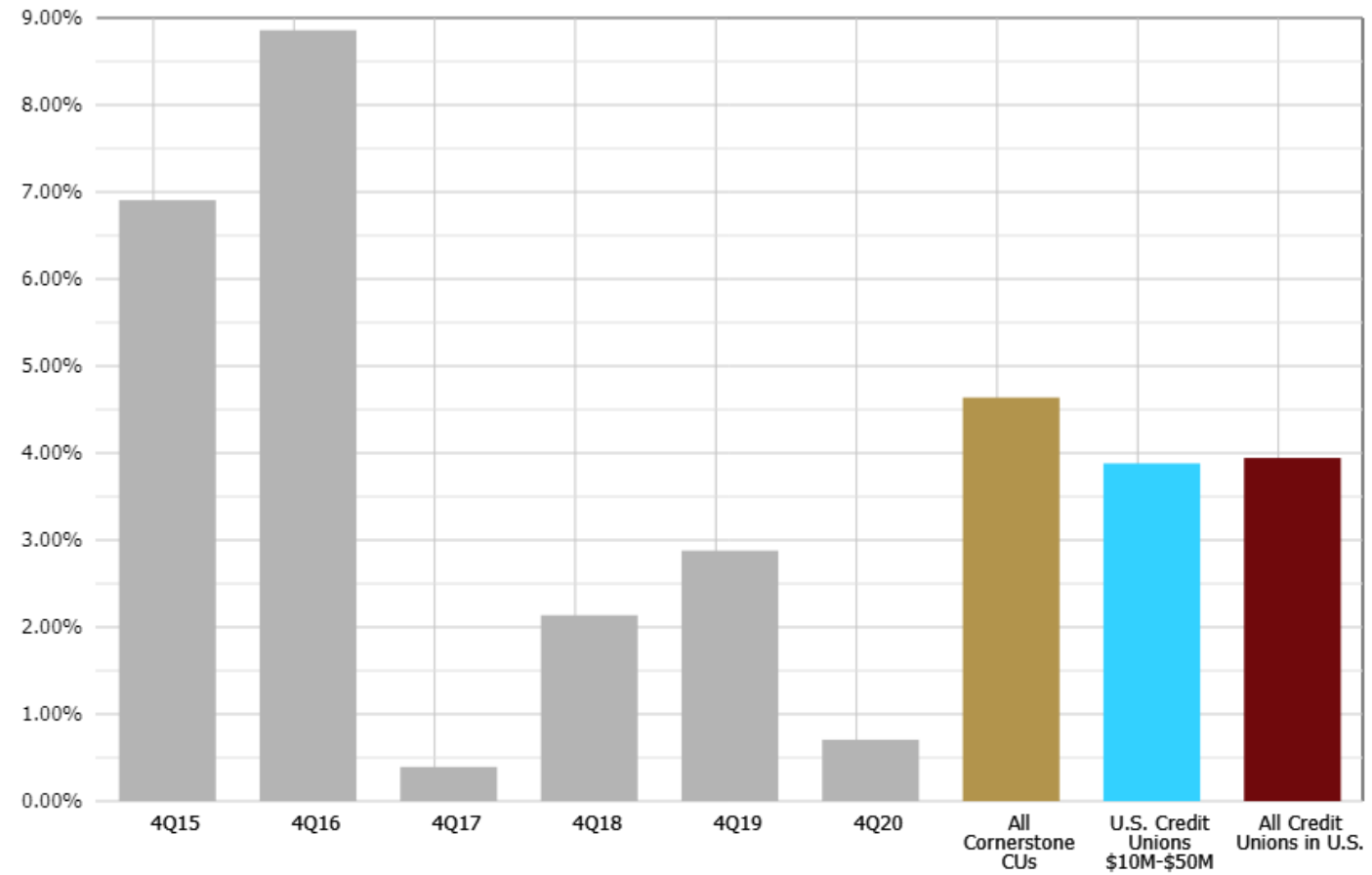
Investment Yield - Brazos Star (Dec. 31, 2020)



Source: Callahan & Associates



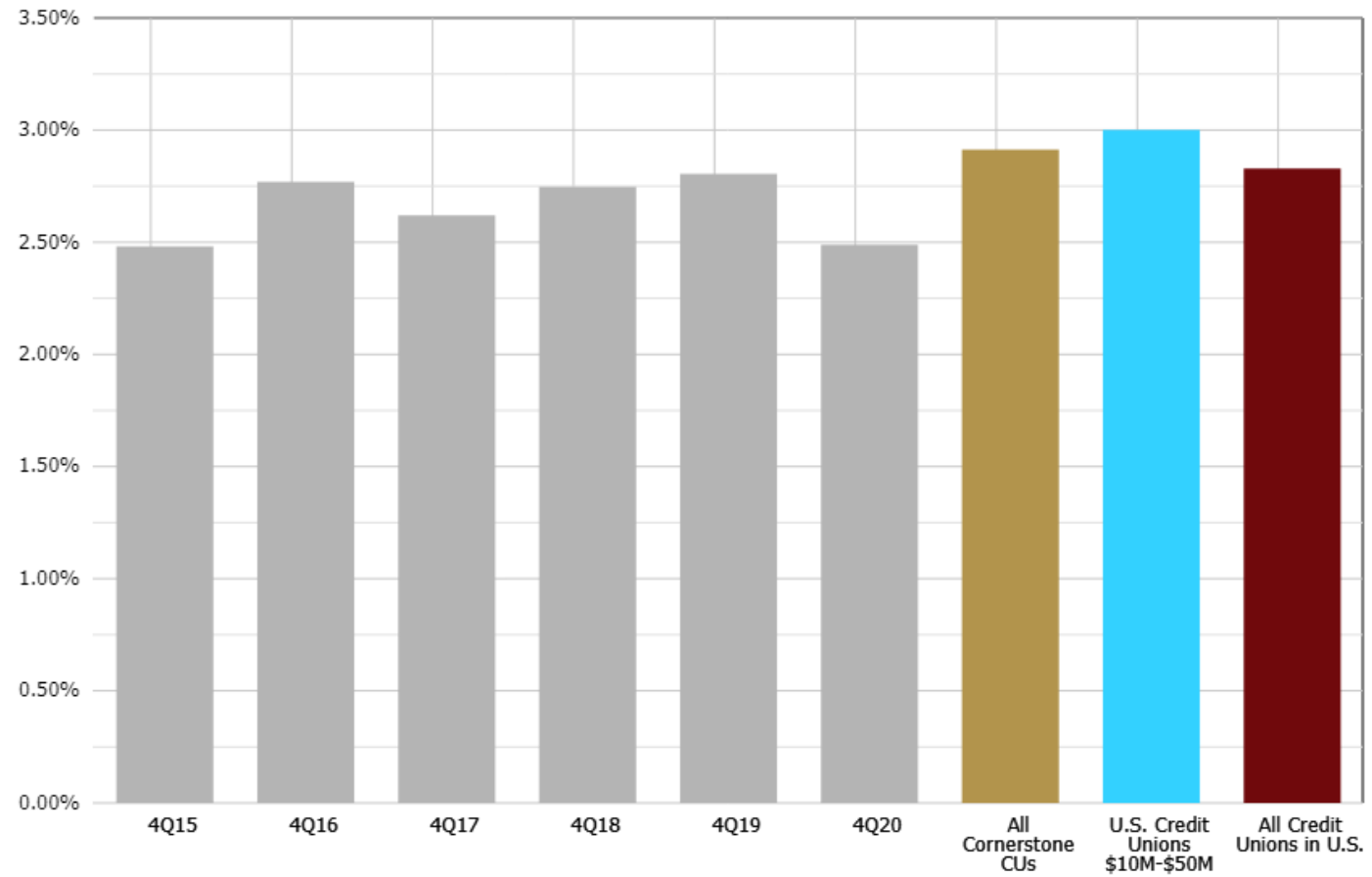
Net Worth at Risk - Brazos Star (Dec. 31, 2020)



Source: Callahan & Associates



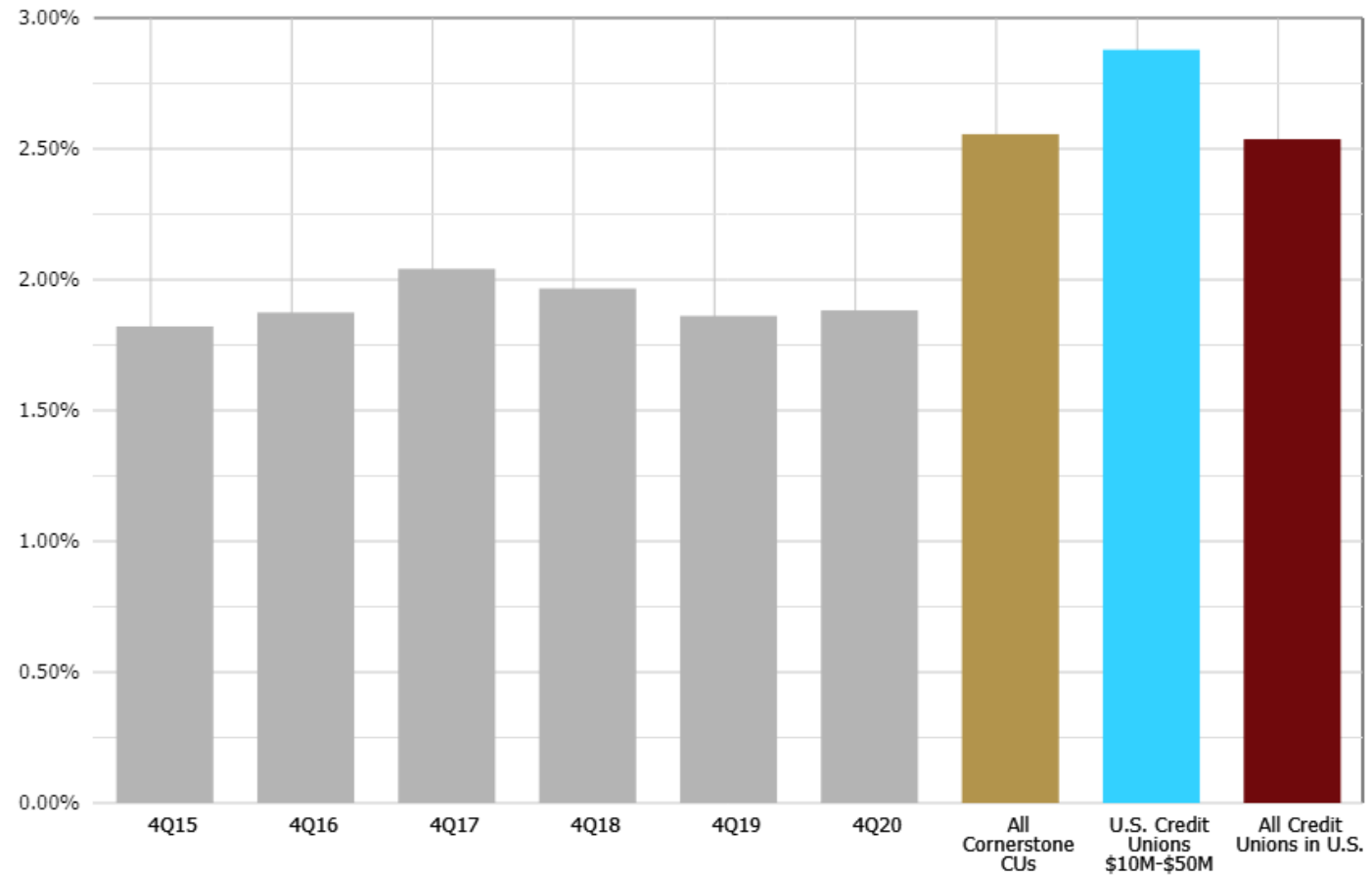
Net Interest Margin - Brazos Star (Dec. 31, 2020)



Source: Callahan & Associates



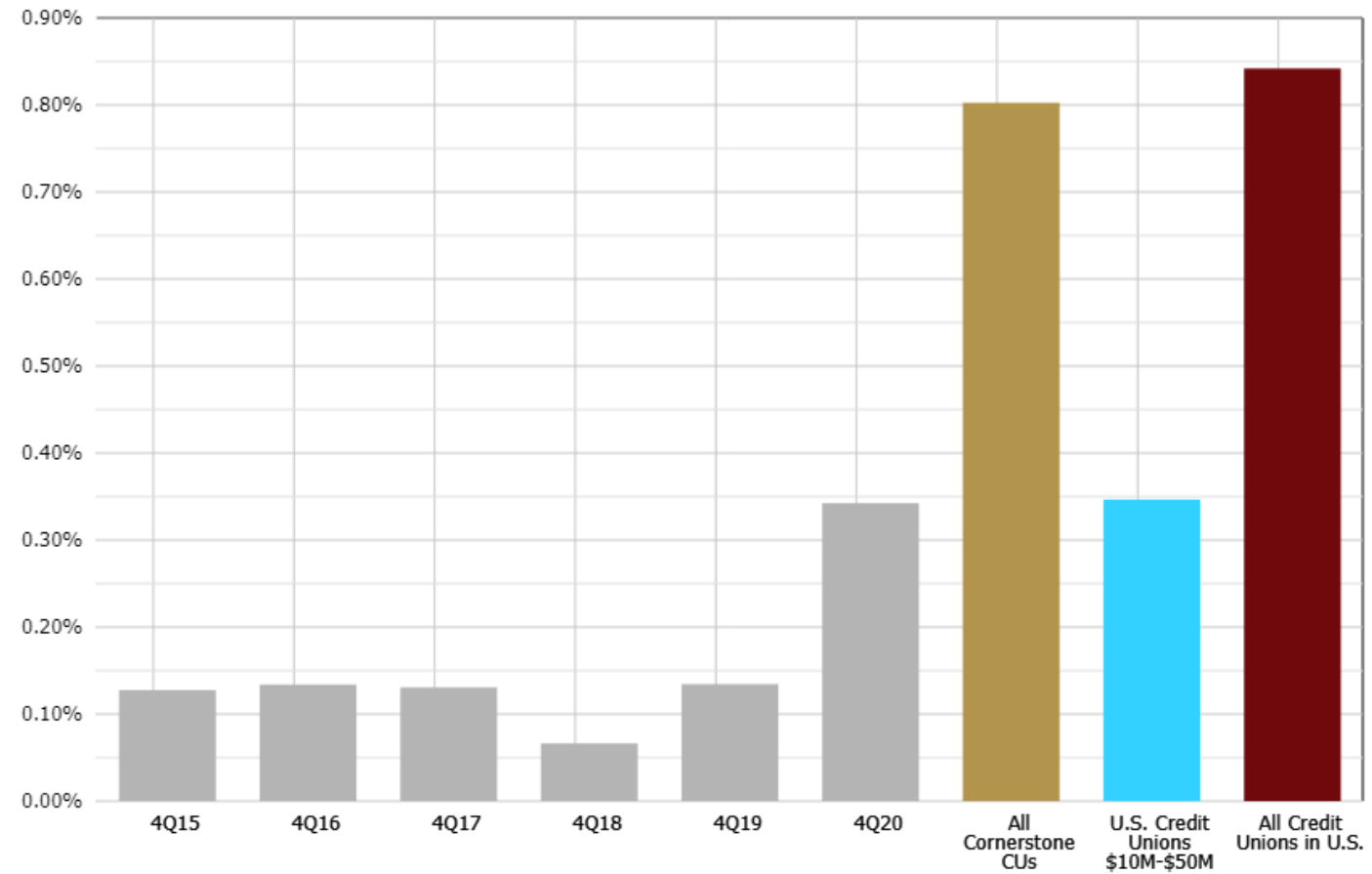
Net Operating Expense/ATA - Brazos Star (Dec. 31, 2020)



Source: Callahan & Associates



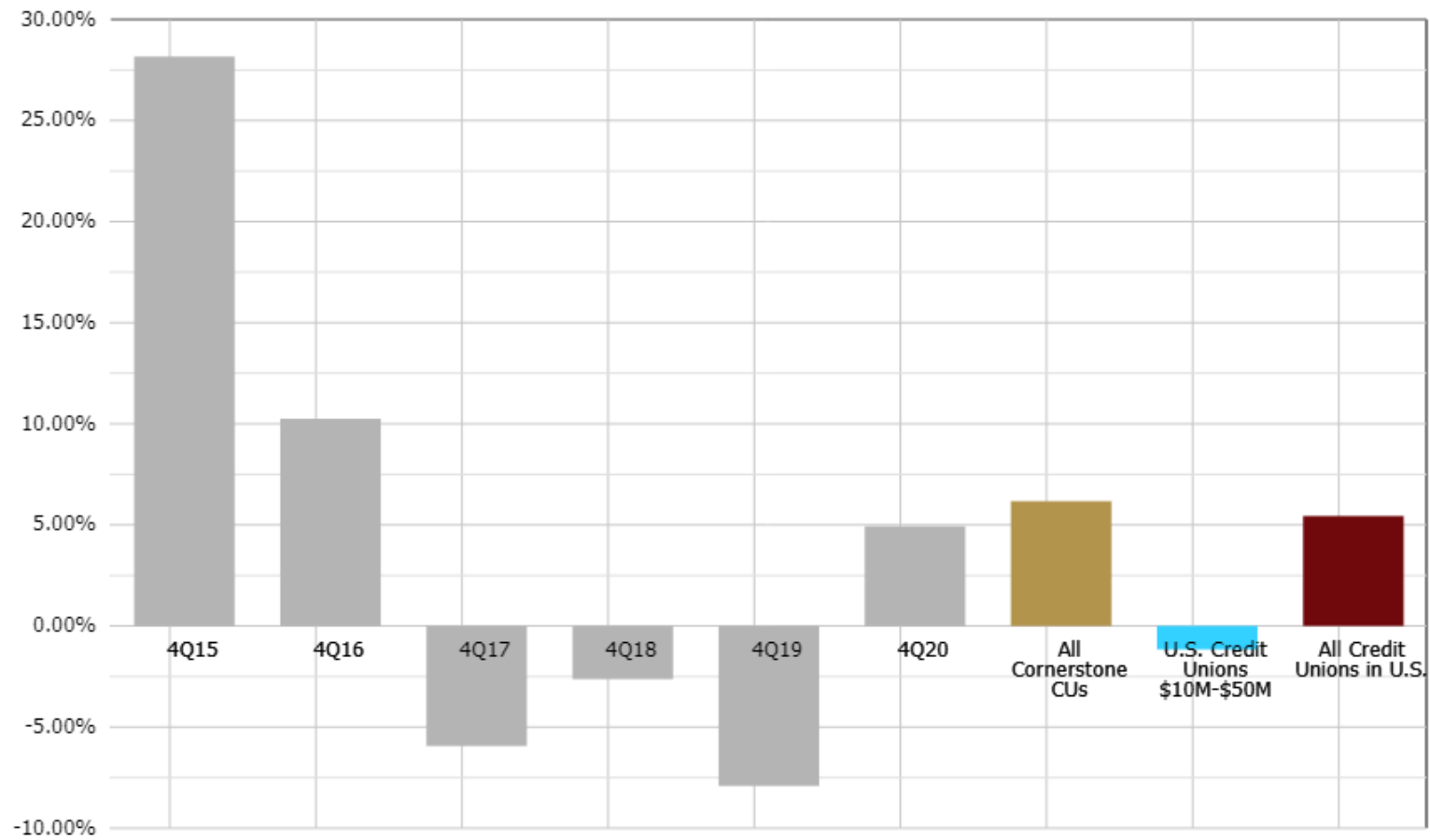
Other Operating Income/ATA - Brazos Star (Dec. 31, 2020)



Source: Callahan & Associates

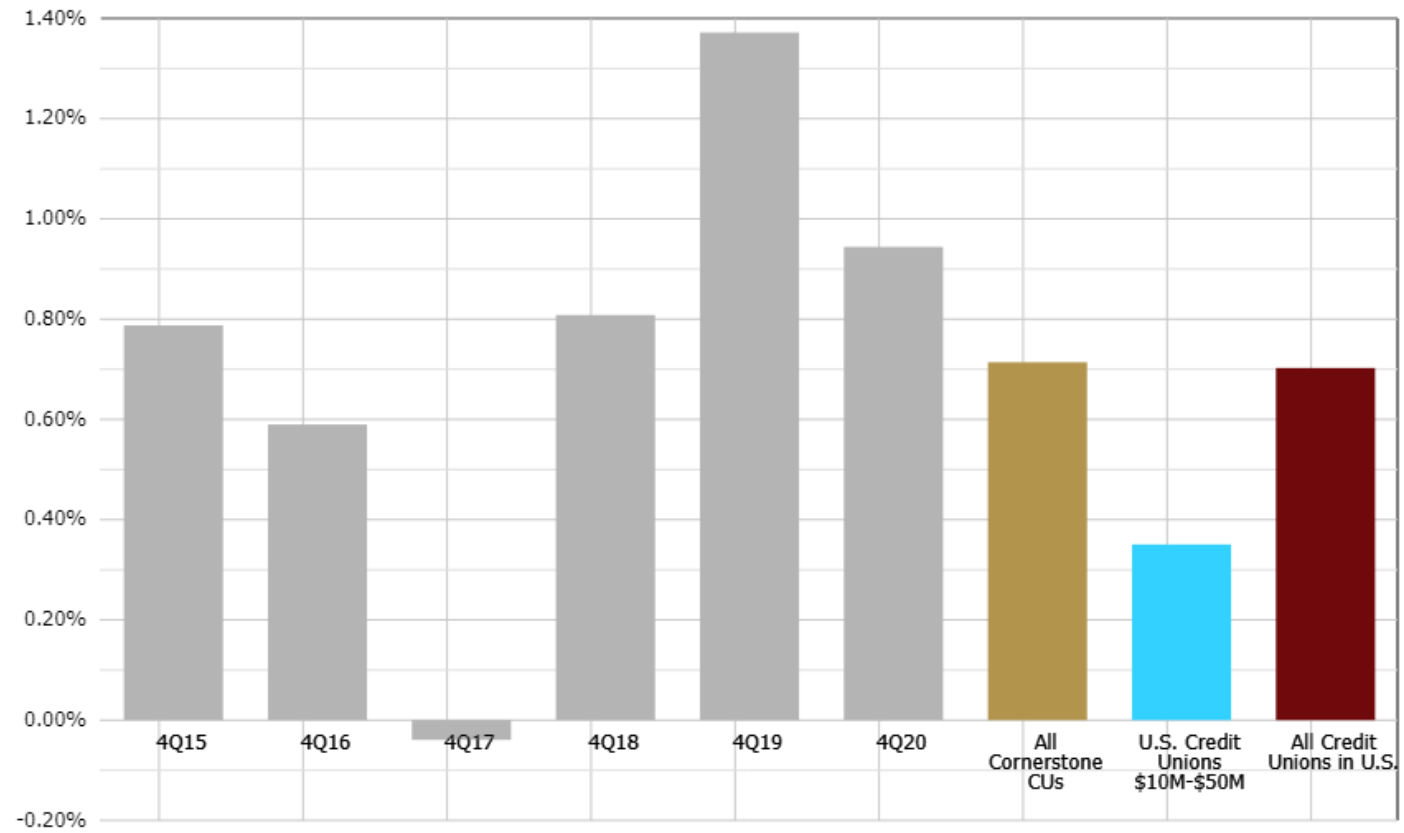


Loan Growth - Brazos Star (Dec. 31, 2020)



Source: Callahan & Associates

Return on Assets (ROA)/ATA - Brazos Star (Dec. 31, 2020)



Source: Callahan & Associates